



Monetary Policy Autonomy in the CFA Franc Zone: Comparative Insights from Francophone and Non-francophone African Economies

Abonwi Chenaa, Takwa ^{a*} and Fozoh Isiah Aziseh ^b

^a *Pan African Institute for Development West Africa, Cameroon.*

^b *University of Bamenda, Cameroon.*

Authors' contributions

This work was carried out in collaboration between both authors. Both authors read and approved the final manuscript.

Article Information

DOI: <https://doi.org/10.9734/jemt/2024/v30i121260>

Open Peer Review History:

This journal follows the Advanced Open Peer Review policy. Identity of the Reviewers, Editor(s) and additional Reviewers, peer review comments, different versions of the manuscript, comments of the editors, etc are available here:

<https://www.sdiarticle5.com/review-history/128001>

Original Research Article

Received: 14/10/2024

Accepted: 17/12/2024

Published: 19/12/2024

ABSTRACT

This study analysed the experiences of 14 CFA zone African countries with that of 12 other African countries and investigated the potential implications of monetary autonomy in the CFA zone using a panel dataset spanning from 1990 to 2023. To assess the relative monetary flexibility in the CFA zone, the study employs a country-by-country ARIMA model on money supply and exchange rate and obtain their flexibility components. Given the two transition variables: exchange rate flexibility and monetary policy flexibility, Dynamic Stochastic General Equilibrium (DSGE) and Panel Smooth Transition Regression (PSTR) models were then applied to the data to assess the implications of monetary autonomy on CFA zone countries. The DSGE model indicates a high degree of interest

*Corresponding author: E-mail: chenaa.tac@gmail.com;

rate smoothing suggesting that the central banks (BEAC and BCEAO) face challenges in adjusting the nominal interest rate quickly in response to changing macroeconomic conditions. The findings from the PSTR indicate that in a less flexible monetary and exchange rate environment household consumption is responsive to changes in traditional macroeconomic factors like wages, capital, taxes, and inflation. In a more flexible monetary and exchange rate environment, the magnitudes of the effects of these macroeconomic factors on household consumption are generally larger. In the more flexible regime, the positive impact of investment, capital, and government spending on economic growth is more pronounced, while the negative impact of taxation is more severe. The transition between the two regimes is governed by smooth thresholds with a rapid transition as the thresholds are crossed. The study recommends that Francophone African countries transition to an autonomous monetary policy framework to enhance economic growth by addressing unique challenges like inflation and exchange rates. A phased approach based on Optimum Currency Area theory is essential, emphasising regional integration and institutional support. Economic diversification, improved governance, and training for central banks are crucial for successful implementation. Finally, fostering intra-African trade and strengthening local capital markets will help build a resilient economic foundation.

Keywords: *Monetary policy autonomy; exchange rate flexibility; CFA franc zone; dynamic stochastic general equilibrium; panel smooth transition regression (PSTR) models.*

1. INTRODUCTION

The CFA Franc is the currency used by 14 Francophone African countries, collectively making up the Franc zone. These countries include Benin, Burkina Faso, Côte d'Ivoire, Guinea-Bissau, Mali, Niger, Senegal and Togo, which make up the West African Economic and Monetary Union (WAEMU), whose central bank is the BCEAO; Cameroon, Central Africa, Congo, Gabon, Equatorial Guinea and Chad, which form the Economic and Monetary Community of Central African States (CEMAC), whose central bank is the Bank of Central African States (BEAC). It has been a subject of intense debate in recent years, with proponents arguing for its benefits in terms of financial stability and economic growth, while critics view it as a colonial instrument that perpetuates dependency (Yameogo, 2022; Quist, 2023). Proponents of this currency argue that it has provided monetary stability and enhanced the creditworthiness of CFA zone countries, leading to lower inflation and interest rates compared to other African countries (Quist, 2023). For instance, between 2015 and 2020, the average annual inflation rate in the CFA franc zone was 1.2%, compared to 9.3% in non-CFA African countries (World Bank, 2022). Moreover, the CFA Franc's peg to the Euro has shielded these countries from currency fluctuations, contributing to a more stable financial environment (Van Riet, 2024).

However, critics argue that the CFA Franc has been a barrier to the development of Francophone African countries, perpetuating economic

dependency on France and limiting their ability to implement independent monetary and fiscal policies (Pérez, 2022). As of 2022, France held over 50% of the foreign exchange reserves of the CFA Franc zone, which some view as a form of colonial control (Kohnert, 2022).

The debate surrounding the CFA Franc has intensified in recent years, with the emergence of alternative voices advocating for the CFA system's benefits (Dakono, 2022). However, the lack of up-to-date empirical evidence on the potential implications of a post-Franc CFA scenario has prevented policymakers and stakeholders from making informed decisions (Geda and Kebret, 2022).

The need for research on the post-Franc CFA scenario is particularly pressing given the economic challenges faced by Francophone African countries. In 2021, the GDP growth rate in the CFA franc zone averaged just 3.3%, compared to 4.2% in non-CFA African countries (World Bank, 2022). Furthermore, the unemployment rate in the CFA Franc zone was significantly higher, averaging 9.5% in 2021, compared to 8.1% in non-CFA African countries (ILO, 2022).

While the debate on the CFA Franc has been extensive, the existing literature lacks up-to-date empirical evidence on the post-Franc CFA scenarios and the implications of monetary policy autonomy for Francophone African countries (Geda and Kebret, 2022). This research seeks to fill this gap by providing a comprehensive analysis

of the steps and strategies needed to implement autonomous monetary policy in the Franc zone and the potential impact on the structure of the economy.

1.1 Hypotheses

The research hypotheses for this study on the post-CFA Franc scenario in Francophone African countries could be:

Hypothesis 1: *Transitioning to autonomous monetary policy in the Franc zone will lead to greater economic growth and development compared to the current CFA Franc system.* The rationale behind this hypothesis is that monetary policy autonomy will allow Francophone African countries to implement independent policies better suited to their economic conditions and development needs, rather than being constrained by the CFA Franc's fixed exchange rate and France's influence over monetary policy decisions.

Hypothesis 2: *The optimal strategy for implementing autonomous monetary policy in the Franc zone will involve a structured transition process, taking into account factors such as factor mobility, business cycle synchronization, and economic diversification across the region.* This hypothesis is based on the Optimum Currency Area (OCA) theory, which suggests that the costs and benefits of a currency union depend on the degree of factor mobility, business cycle synchronization, and economic diversification among the member countries. The research aims to identify the specific steps and strategies needed to navigate this transition process effectively.

Hypothesis 3: *The structure of the economy in Francophone African countries will undergo significant changes in a post-CFA Franc era with autonomous monetary and fiscal policy, leading to improved economic performance and reduced economic dependence on France.* This hypothesis reflects the expectation that the removal of the constraints imposed by the CFA Franc system will enable Francophone African countries to pursue more independent and tailored economic policies, which could reshape the structure of their economies and reduce their reliance on France.

2. LITERATURE REVIEW

2.1 Concept of Monetary Autonomy

Monetary autonomy refers to the ability of a country or monetary union to independently

conduct its own monetary policy and make decisions about its exchange rate, interest rates, and money supply without external constraints or interference (Obstfeld et al. 2020). In other words, monetary autonomy is the degree to which a central bank can pursue domestic policy objectives, such as targeting inflation or promoting economic growth, without being unduly influenced by foreign monetary authorities or international capital markets (Feenstra and Taylor, 2021).

For the CFA franc zone, the concept of monetary autonomy has been a subject of extensive debate and scrutiny. Historically, the CFA franc was closely tied to the French franc, and its monetary policy was heavily influenced by the French central bank (Coulibaly, 2022). This arrangement was seen by some as a constraint on the economic and political sovereignty of the countries using the CFA franc (Kouassi, 2020).

In recent years, however, the CFA franc zone has undergone reforms aimed at increasing its monetary autonomy. For example, the creation of the West African Economic and Monetary Union (WAEMU) and the Central African Economic and Monetary Community (CEMAC) has allowed for greater regional policy coordination and decision-making (Deléchat et al., 2022). Additionally, the 2020 reform that led to the renaming of the CFA franc to the "Eco" in West Africa and the "CFA franc" in Central Africa was intended to strengthen the currency's autonomy and reduce its perceived association with France's colonial legacy (Sy, 2021).

However, the extent to which the CFA franc zone has truly achieved monetary autonomy is still a matter of debate. Some economists argue that the currency's peg to the euro (which replaced the French franc) and the continued involvement of the French Treasury in the management of the CFA franc system still limit the ability of the member countries to independently conduct their monetary policy (Hugon, 2022). Others contend that the CFA franc zone has made significant progress in enhancing its monetary autonomy, particularly through the strengthening of regional institutions and policy coordination (Adedeji & Liu, 2021).

2.2 Historical Evolution of the CFA Franc

The CFA franc, which stands for "Communauté Financière Africaine" (African Financial Community), has a rich and complex historical evolution that has been extensively studied by

economists and policymakers. The CFA franc was first introduced in 1945, shortly after the end of World War II, as a currency shared by several French colonies in Africa (Fenske, 2021). The currency was pegged to the French franc, and its purpose was to facilitate trade and financial integration between the French colonies and the metropolitan economy (Ndoye, 2022).

After the decolonization process in the 1960s, the CFA franc continued to be used by the newly independent African countries that chose to maintain their monetary cooperation with France (Kouassi, 2020). This arrangement was seen as a way for these countries to maintain economic and financial stability in the post-colonial era (Barro and Sala-i-Martin, 2022).

In the 1980s and 1990s, the CFA franc faced a series of challenges, including persistent inflation, exchange rate overvaluation, and macroeconomic imbalances (Adedeji and Liu, 2021). This led to a 50% devaluation of the CFA franc in 1994, which was intended to improve the competitiveness of the economies using the currency (Coulibaly, 2022).

In the 2000s and 2010s, the CFA franc system underwent further reforms and institutional changes. These included the creation of the West African Economic and Monetary Union (WAEMU) and the Central African Economic and Monetary Community (CEMAC), which aimed to strengthen regional economic integration and policy coordination (Deléchat et al., 2022).

More recently, in 2020, the CFA franc underwent a significant reform, with the currency being renamed the "Eco" in West Africa and the "CFA franc" in Central Africa. This change was intended to strengthen the currency's autonomy and reduce its perceived association with France's colonial legacy (Sy, 2021).

2.3 Empirical Debates on the Implications of Monetary Autonomy

Some studies have found that the lack of monetary autonomy in the CFA franc zone has contributed to lower economic growth and greater macroeconomic instability compared to other African countries (Adedeji and Liu, 2021; Zafar, 2021). These authors argue that the fixed exchange rate regime imposed by the CFA franc's peg to the euro has limited the ability of member countries to independently conduct countercyclical monetary and fiscal policies,

hampering their capacity to respond effectively to shocks and promote sustainable development.

However, other researchers continue to argue that the CFA franc's peg to the euro has provided a stable monetary framework that has helped to maintain low inflation and foster economic development in the region ((Deléchat et al., 2022; Sy, 2021). These researchers suggest that the exchange rate peg has shielded the CFA franc zone from the volatility of global currency markets, providing a degree of stability that has benefited the member countries. Yet, critics have maintained that the fixed exchange rate regime has led to persistent overvaluation, undermining the competitiveness of the member countries' exports (Sy, 2021).

The debate surrounding the perceived colonial legacy of the CFA franc has also intensified in recent years, with some researchers contending that it perpetuates France's economic and political influence in the region (Bakala, 2024). These authors argue that the close ties between the CFA franc and the French monetary system have limited the ability of the member countries to independently conduct their fiscal and monetary policies, undermining their economic sovereignty. Proponents of the CFA franc system, on the other hand, have countered that the recent reforms have aimed to address the currency's colonial associations and that the regional institutions and policy coordination mechanisms within the CFA franc zone have allowed for a degree of policy autonomy, even if it is not complete (Feenstra and Taylor, 2021; Ndoye, 2022; Amin, 2022).

Critics claim that the fixed exchange rate regime of the CFA franc has led to persistent overvaluation, hampering the competitiveness of the member countries' exports (Coulibaly, 2022). Proponents argue that the exchange rate peg has shielded the CFA franc zone from the volatility of global currency markets, providing a degree of stability that has benefited the region (Gopaldas, 2020; Dossou-Cadja, 2024). Some researchers contend that the CFA franc's close ties to the French monetary system have limited the ability of the member countries to independently conduct their fiscal and monetary policies, undermining their economic sovereignty (Kouassi, 2020; Bakala, 2024). Others suggest that the regional institutions and policy coordination mechanisms within the CFA franc zone have allowed for a degree of policy autonomy, even if it is not complete (Feenstra and Taylor, 2021; Amin, 2022).

3. METHODOLOGY

This research will employ a combination of quantitative and qualitative methods, including financial modelling, scenario analysis, and case studies, to analyze the experiences of 14 Francophone African countries including Benin, Burkina Faso, Côte d'Ivoire, Guinea-Bissau, Mali, Niger, Senegal, Togo, Cameroon, Central Africa Republic, Congo, Gabon, Equatorial Guinea and Chad with that of other 12 African countries including Algeria, Ghana, Kenya, Mauritania, Nigeria, Namibia, Rwanda, South Africa, South Sudan, Tunisia, Uganda, and Zimbabwe, to understand the potential advantages and disadvantages of a post-Franc CFA scenario in a panel dataset spanning from 1990 to 2023. These other 12 countries represent a diverse set of economic and political systems in Africa, which can provide a useful comparative analysis to the CFA Franc zone countries. The 14 Francophone African countries selected for this research use the CFA Franc, which is pegged to the Euro, and their monetary policy is primarily determined by either the Central Bank of West African States (BCEAO) or the Bank of Central African States (BEAC). This arrangement limits their monetary autonomy, as the central banks maintain a focus on price stability and fiscal discipline, often at the expense of flexibility to respond to local economic conditions.

The 12 non-CFA countries represent a diverse mix of economic and political systems. Among them, Algeria and Mauritania are former French colonies that have established their own currencies: the Algerian dinar and the Mauritanian ouguiya, respectively. These countries exercise greater monetary independence compared to their CFA counterparts.

Countries like Ghana, Kenya, South Africa, and Nigeria have never used the CFA Franc and maintain their own currencies, enabling them to implement independent monetary policies. This independence allows for more tailored responses to domestic economic challenges. The inclusion of these varied experiences provides a robust framework for analysing the potential advantages and disadvantages of a post-Franc CFA scenario.

Both CFA zone countries and those with different monetary histories, the research can highlight the implications of various monetary policies on economic resilience and growth. This comparative analysis aims to uncover lessons regarding monetary sovereignty, the impact of colonial

legacies, and the potential for economic integration in Africa. The dataset spanning from 1990 to 2023 allows for a comprehensive understanding of these dynamics in the context of evolving economic landscapes. The choice of this timeframe is contingent to the fact that the debate surrounding the CFA Franc has intensified in recent years, suggesting that the analysis should focus on the most recent developments and their implications. The data will be collected on: the dependent variable which includes consumption, investment, output, inflation, and interest rates; explanatory variables which include wages, capital, government spending, and taxes, the transition variable that captures the process of moving away from the CFA Franc system such as a measure of exchange rate flexibility or monetary policy autonomy.

The Optimum Currency Area (OCA) theory, developed by (Mundell, 1961; McKinnon, 1963; Kenen, 1969), provides a framework for evaluating the costs and benefits of a currency union. It suggests that countries are more likely to benefit from a common currency if they have high factor mobility, similar business cycles, and diversified production structures (McKinnon, 1963; Dossou-Cadja, 2024). The CFA Franc's fixed exchange rate regime and lack of monetary policy autonomy for member countries can be evaluated through the lens of OCA theory to motivate the analysis of pathways to monetary policy autonomy (Masson and Pattillo, 2005).

To assess the relative monetary flexibility in the CFA zone, the study employs a country-by-country ARIMA (AutoRegressive Integrated Moving Average) model on money supply and exchange rates. The first step involves differencing the time series to achieve stationarity, which is essential for ARIMA modeling (Blasques and Nientke, 2023). After fitting the ARIMA model, the residuals are extracted, which represent the flexibility components of the monetary variables. These residuals indicate the portion of the money supply and exchange rate movements that cannot be explained by the model, thus serving as a measure of monetary flexibility (Hasanov et al. 2022).

4. RESULTS AND DISCUSSION

This study will employ Dynamic Stochastic General Equilibrium (DSGE) models to simulate the transition process and evaluate policy options (Christiano et al. 2005; Smets and Wouters, 2007). This DSGE model can be used to simulate

the transition process and evaluate the economic implications of Francophone African countries moving away from the CFA Franc system. The model can be further extended to incorporate features specific to the CFA Franc system, such as the fixed exchange rate regime and the monetary policy constraints faced by member countries. The DSGE model can be formulated as follows:

The representative household's problem:

$$\begin{aligned} \max E_0 \sum_{t=0}^{\infty} \beta^t U(C_t, L_t) \\ \text{s.t. } C_t + I_t + B_t = w_t L_t + r_t K_t + (1 + i\{t-1\})B\{t-1\} + \Pi_t \end{aligned}$$

The representative firm's problem:

$$\begin{aligned} \max E_0 \sum_{t=0}^{\infty} \beta^t \Pi_t \\ \text{s.t. } Y_t = A_t K_t^\alpha (L_t)^{1-\alpha} \\ I_t = K\{t+1\} - (1-\delta)K_t \end{aligned}$$

The government's budget constraint:

$$G_t + i\{t-1\}B\{t-1\} = T_t + B_t$$

The monetary policy rule:

$$i_t = \rho_i i\{t-1\} + (1-\rho_i) [\rho_\pi (\pi_t - \pi^*) + \rho_y (y_t - y^*)]$$

Where C_t = consumption, L_t = labor supply, I_t = investment, B_t = government bonds, w_t = real wage, r_t = real rental rate of capital, i_t = nominal interest rate, Π_t = firm profits, Y_t = output, A_t = total factor productivity, K_t = capital stock, δ = capital depreciation rate, G_t = government spending, T_t = lump-sum taxes, π_t = inflation rate, π^* = inflation target, y_t = output gap, y^* = potential output, ρ_i , ρ_π , and ρ_y = policy rule parameters.

To test for robustness of the DSGE model, we use the Panel Smooth Transition Regression (PSTR) model [39]. PSTR model will be used to estimate the relationships in the DSGE model for the Francophone African countries moving away from the CFA Franc system.

The general form of the PSTR model is:

$$y_{it} = \mu_i + \beta'1 x_{it} G(q_{it}; \gamma, c) + \beta'2 x_{it} [1 - G(q_{it}; \gamma, c)] + \varepsilon_{it}$$

Where y_{it} is the dependent variable which includes any variables from the DSGE model that would be analyzed, such as consumption, investment, output, inflation, and interest rates, μ_i is the individual fixed effect, x_{it} is a vector of

explanatory variables which include the variables from the DSGE model, such as wages, capital, government spending, and taxes, q_{it} is the transition variable that captures the process of moving away from the CFA Franc system such as a measure of exchange rate flexibility or monetary policy autonomy, $G(q_{it}; \gamma, c)$ is the transition function, which is a logistic function that takes values between 0 and 1 (the logistic transition function with the appropriate slope (γ) and threshold (c) parameters):

$$G(q_{it}; \gamma, c) = [1 + \exp(-\gamma(q_{it} - c))]^{-1}$$

γ is the slope parameter that determines the smoothness of the transition, c is the threshold parameter that determines the location of the transition, ε_{it} is the error term. The advantage of the PSTR model is that it can capture the smooth, nonlinear adjustments in the relationships, which may be more realistic than assuming abrupt changes as in a traditional panel data model.

The use of Dynamic Stochastic General Equilibrium (DSGE) models and Panel Smooth Transition Regression (PSTR) models in assessing the implications of monetary autonomy in CFA zone countries serves distinct yet complementary purposes. Using both models can enhance robustness. DSGE models provide a solid theoretical framework, while PSTR models validate findings through empirical analysis of nonlinearities and regime shifts.

4.1 Stylize Facts from the Data

The Franc Zone countries, which include countries generally exhibit lower and more stable inflation rates over the years shown, ranging mostly between 0-10%.

There are a few outliers, such as Guinea Bissau and Equatorial Guinea, which have experienced higher inflation rates at certain points, reaching up to around 60-70%. Overall, the Franc Zone countries appear to have maintained relatively lower and more controlled inflation compared to the Non-Franc Zone countries. The Non-Franc Zone countries, which include Zimbabwe, Uganda, Tunisia, South Africa, and others, have experienced much higher and more volatile inflation rates.

Several countries, such as Zimbabwe, have had hyperinflationary episodes with inflation rates exceeding 500% at certain points. Other non-Franc Zone countries, like South Africa and

Nigeria, have also had higher inflation rates compared to the Franc Zone, though not as extreme as the hyperinflationary cases. The key difference seems to be that the Franc Zone countries, which are tied to the Euro through the CFA Franc, have generally been able to maintain lower and more stable inflation rates, while the non-Franc Zone countries have faced much greater inflation challenges and volatility over the time period shown.

The GDP levels of Franc Zone countries appear to be more tightly clustered together, indicating a generally more uniform economic performance across these countries. The range of GDP values is also more limited, generally staying within the $2E+10$ to $8E+10$ range, suggesting relatively smaller disparities in economic size and development among the Franc Zone members. In contrast, the GDP profiles of the Non-Franc Zone countries, including Zimbabwe, Uganda, Tunisia, South Africa, and others, show much greater variation and dispersion. Some countries, like South Africa and Nigeria, have significantly higher GDP levels compared to others, indicating larger economic sizes. There is also more volatility in the GDP trends, with some countries experiencing more rapid growth or decline over the years. The range of GDP values is much wider, spanning from around $2E+11$ to over $6E+11$, suggesting larger differences in economic development among the Non-Franc Zone countries. This reveals higher GDP levels for the Non-Franc Zone countries.

The investment levels of Franc Zone countries appear to be more tightly clustered together, indicating more uniform investment patterns across these countries.

The range of investment values is generally between $5E+09$ and $2E+10$, suggesting a relatively narrower range of investment magnitudes compared to the Non-Franc Zone countries. There is a clear progression in investment over the years, with most countries showing steady increases in investment levels.

The investment profiles of the Franc Zone countries seem to be more cohesive and coordinated, potentially reflecting the shared monetary and economic policies within the Franc Zone.

In contrast, the investment profiles of the Non-Franc Zone countries show much greater variation and dispersion.

Some countries, like South Africa and Nigeria, have significantly higher investment levels compared to others, indicating larger investment magnitudes. There is also more volatility in the investment trends, with some countries experiencing rapid changes in investment over the years. The range of investment values is much wider, spanning from around $5E+10$ to $2E+11$, suggesting larger differences in investment patterns among the Non-Franc Zone countries. This shows higher level of investment in the non-franc zone countries.

Countries in the Franc Zone seem to have more uniform consumption patterns, as evidenced by the closer clustering of their consumption levels. The range of consumption values is generally between $2E+09$ and $6E+09$, suggesting a relatively narrower range of consumption magnitudes compared to the non-Franc Zone countries. There is a clear progression in consumption over the years, with most countries showing steady increases in consumption levels. The consumption profiles of the Franc Zone countries seem to be more cohesive and coordinated, potentially reflecting the shared monetary and economic policies within the Franc Zone.

In contrast, the consumption profiles of the non-Franc Zone countries, including Zimbabwe, Uganda, Tunisia, South Africa, and others, show much greater variation and dispersion. Some countries, like South Africa and Nigeria, have significantly higher consumption levels compared to others, indicating larger consumption magnitudes. There is also more volatility in the consumption trends, with some countries experiencing rapid changes in consumption over the years. The range of consumption values is much wider, spanning from around $2E+10$ to $1E+11$, suggesting larger differences in consumption patterns among the non-Franc Zone countries.

The descriptive statistics presented provide an overview of the key variables for the combined set of Franc Zone and Non-Franc Zone countries in the analysis. The consumption variable has an average value of 83.009, with a standard deviation of 16.398, indicating a relatively high and consistent consumption level across the countries. The minimum consumption value is 16.713, while the maximum is 148.508, suggesting a wide range in consumption patterns. The investment variable has a mean of 21.459 and a standard deviation of 9.292, implying

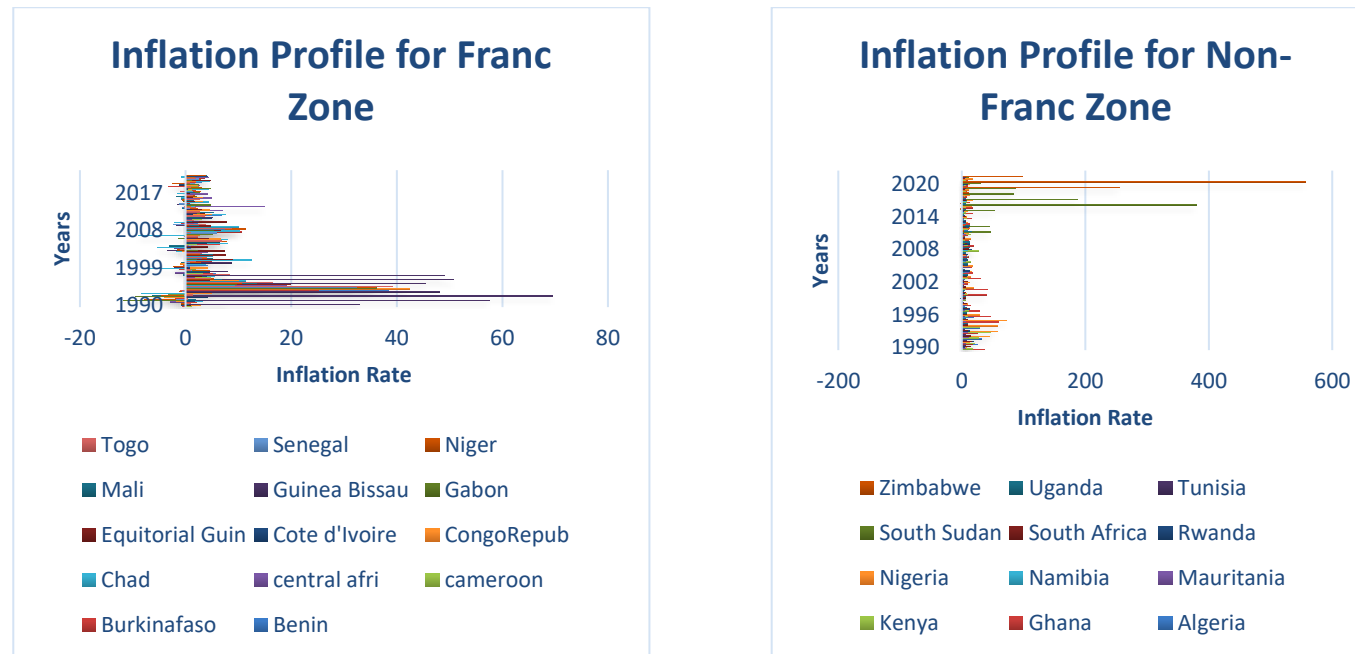


Fig. 1. Inflation profile

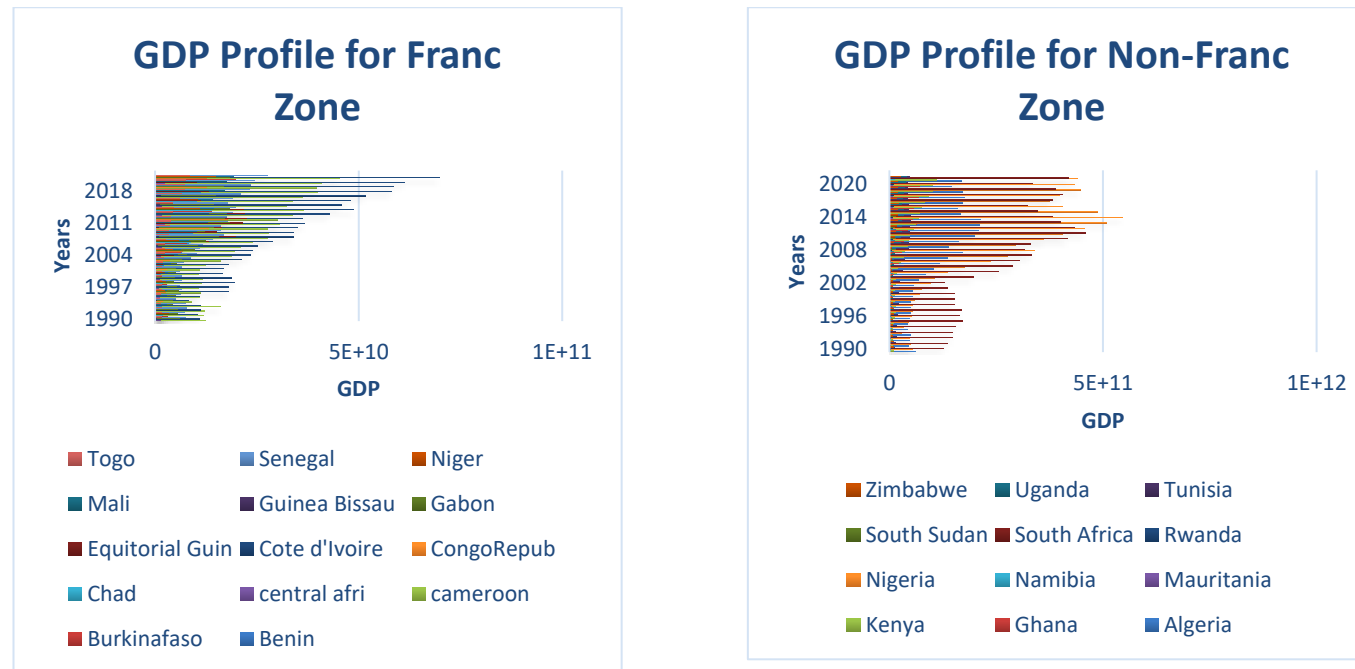


Fig. 2. GDP profile

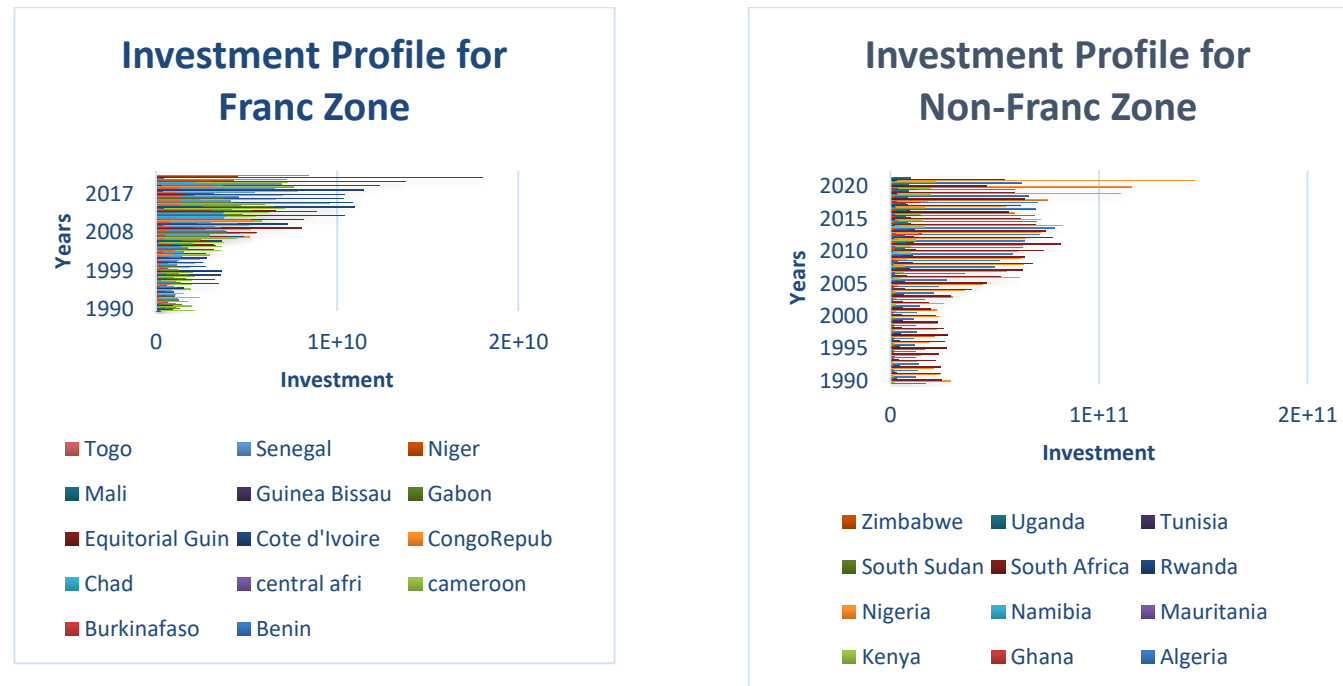


Fig. 3. Investment profile

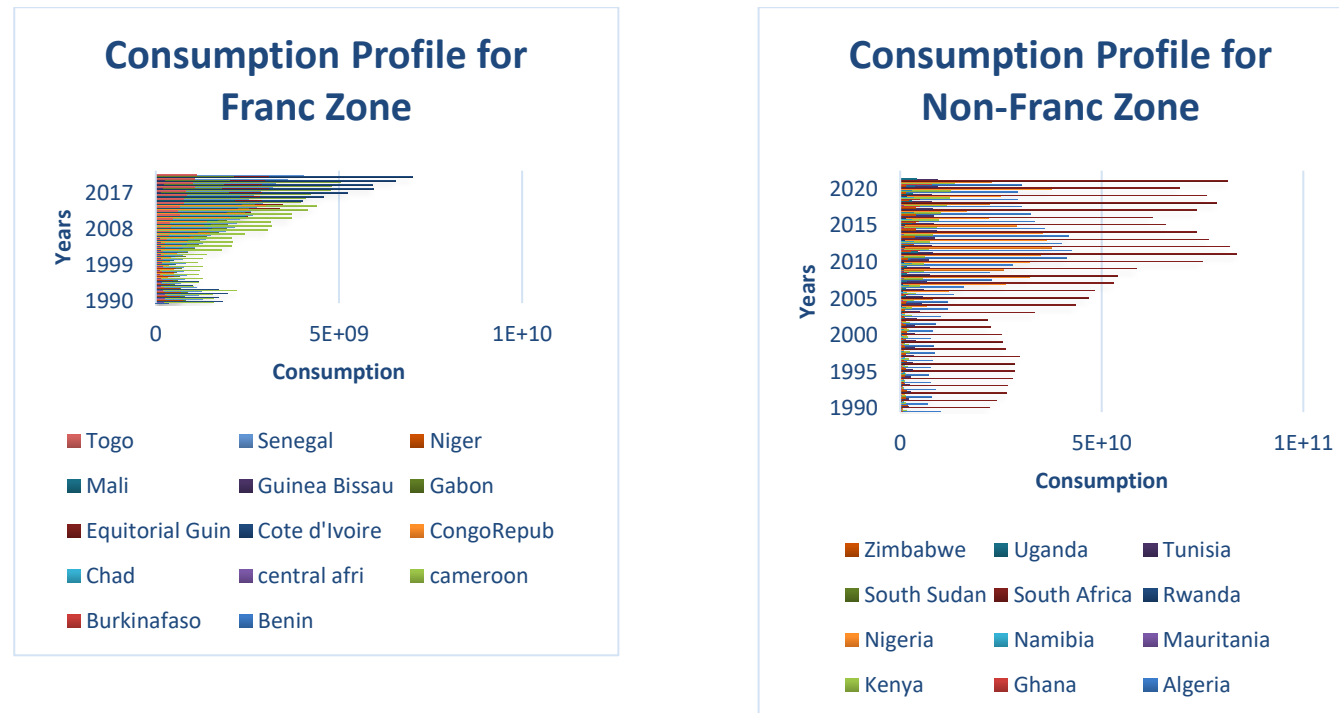


Fig. 4. Consumption profile

Table 1. Descriptive statistics

Variable	Obs	Mean	Std. Dev.	Min	Max
Consumption	785	83.009	16.398	16.713	148.508
Investment	784	21.459	9.292	1.525	79.401
Log output	808	23.006	1.563	18.429	27.027
Inflation	761	8.537	28.791	-11.686	557.202
Interest	858	4.324	4.41	-4.279	12.765
Wages	754	27.486	22.638	1.04	85.87
Capital	784	21.187	9.421	2	93.547
Gov spending	757	14.026	5.051	.911	29.768
Taxi	858	16.049	2.163	13.716	22.12
Monetary flexibility	638	0	8.784	-25.149	32.383
Exchange rate flexibility	652	0	7.942	-18.397	27.227

Table 2. Pesaran unit root test

Variable	Test Statistic	p-value	Conclusion
Consumption	-7.88	0.000	Stationary
Investment	-6.26	0.000	Stationary
Log output	-2.02	0.344	Non-stationary
d_Log output	-16.17	0.000	Stationary
Inflation	-4.10	0.000	Stationary
Interest	-4.95	0.000	Stationary
Wages	-2.96	0.031	Stationary
Capital	-6.29	0.000	Stationary
Gov spending	-4.63	0.000	Stationary
Taxi	-1.92	0.398	Non-stationary
d_taxi	-18.49	0.000	Stationary
monetary flexibility	-5.64	0.000	Stationary
Exchange rate flexibility	-5.55	0.000	Stationary

moderate and relatively uniform investment levels across the countries. The minimum investment value is 1.525, and the maximum is 79.401, indicating some countries have significantly higher investment magnitudes compared to others.

The log output variable has a mean of 23.006 and a standard deviation of 1.563, suggesting a general consistency in the overall economic output of the countries. The minimum log output is 18.429, and the maximum is 27.027, reflecting the diverse economic sizes and development levels among the countries. The inflation rate has an average of 8.537%, with a high standard deviation of 28.791%, indicating substantial variation in inflationary pressures across the countries. The minimum inflation rate is -11.686%, while the maximum is 557.202%, highlighting the wide range of economic stability experienced by the countries.

The interest rate variable has a mean of 4.324% and a standard deviation of 4.41%, suggesting moderate and somewhat dispersed interest rate

levels among the countries. The minimum interest rate is -4.279%, and the maximum is 12.765%. The remaining variables, such as wages, capital, government spending, tax, monetary flexibility, and exchange rate flexibility, also exhibit varying degrees of central tendency and dispersion, reflecting the heterogeneity in the economic and policy environments across the Franc Zone and Non-Franc Zone countries.

The unit root test used is the Pesaran-shin 2001 test, which is suitable for panels with cross-sectional dependence. The null hypothesis of the Pesaran-Shin test is that the variable has a unit root (i.e., is non-stationary). The p-values reported are the probability of obtaining the test statistic under the null hypothesis. The variables are considered stationary if the p-value is less than the chosen significance level (e.g., 0.05). For the variables that were found to be non-stationary in levels ("Log output" and "taxi"), their first differences ("dLog output" and "dtaxi") were tested and found to be stationary. Based on the results, "Log output" and "taxi" were found to be non-stationary in levels, but their first differences

were stationary. The rest of the variables were found to be stationary in levels.

For the CFA franc zone countries (left graph): The data points are more scattered and less tightly clustered around the fitted line compared to the non-CFA franc zone countries. The fitted line has a steeper slope, indicating a stronger positive relationship between log of output and residuals. The range of residuals is broader, spanning from around -20 to 40, compared to the non-CFA franc zone countries. For the non-CFA franc zone countries (right graph): The data points are more tightly clustered around the fitted line, indicating a stronger linear relationship between log of output and residuals. The fitted line has a shallower slope compared to the CFA franc zone countries. The range of residuals is narrower, spanning from around -20 to 20, compared to the CFA franc zone countries. These differences suggest that the CFA franc zone countries exhibit greater macroeconomic instability and a weaker relationship between log of output and the residuals, potentially due to the lack of monetary autonomy and fixed exchange rate regime, as discussed in the previous paragraphs. In contrast, the non-CFA franc zone countries appear to have a more stable and predictable relationship between log of output and the residuals.

The above observations are supported by recent studies on this topic. For example, a study by Wilson (2020) found that "countries in currency unions, such as the CFA Franc zone, tend to have less monetary policy flexibility and are more constrained in using exchange rate adjustments to support their economies". This aligns with observation that the Franc zone countries exhibit lower monetary policy and exchange rate flexibility, which may be limiting their ability to support higher economic output. Similarly, a paper by Dillner (2022) noted that "the loss of monetary policy autonomy and exchange rate flexibility in the CFA Franc zone has been associated with lower economic growth compared to non-Franc zone countries in Africa". This further corroborates your finding that the Franc zone countries tend to have lower economic output (log of GDP) compared to the non-Franc zone countries.

These differences suggest that the CFA franc zone countries exhibit greater macroeconomic instability and a weaker linear relationship between log of output and the residuals, potentially due to the fixed exchange rate regime

and lack of monetary autonomy. In contrast, the non-CFA franc zone countries appear to have a more stable and predictable relationship between log of output and the residuals, likely reflecting their ability to utilize exchange rate flexibility as a policy tool to respond to economic shocks. The graphs indicate that the CFA franc zone countries' fixed exchange rate system may be associated with greater macroeconomic volatility and a less optimal relationship between output and residuals, compared to the non-CFA franc zone countries that have more exchange rate flexibility. The idea is further corroborated by Diallo and Ba (2024), who argued that the CFA franc zone's lack of monetary policy autonomy limits these countries' ability to use monetary tools to boost economic growth and consumption. Additionally, Lampe (2024) stress that the CFA franc zones restricted exchange rate flexibility prevents relative pricing adjustments, which in turn prevents increased consumption and economic activity.

Non-CFA franc zone nations, on the other hand, enjoy more exchange rate flexibility, which enables them to respond to changes in the economy more skillfully by implementing their monetary policy. Because these nations can modify their monetary policies to lessen the effects of external shocks, this flexibility makes the link between output and residuals more stable and predictable. Jordà, et al. (2024) talks on how the fixed currency rate regime and other African Franc Zone operating principles have caused member nations to respond asymmetrically to external shocks, which has slowed down economic convergence. This implies that the non-CFAZ nations may better control economic volatility and preserve a more advantageous macroeconomic environment by adjusting their exchange rates.

Furthermore, these monetary arrangements have effects that go beyond the short-term effects on the economy. It has been argued that the CFA franc system's structural dependencies feed an underdevelopment cycle. According to Laibson, et al. (2024), member nations have little ability to solve their structural deficits and economic difficulties since the CFA franc monetary system largely benefits France and the EU. Because these countries are forced to follow external monetary policies that might not be in line with their own domestic economic demands, this dependency makes the macroeconomic volatility seen in the CFAZ even worse.

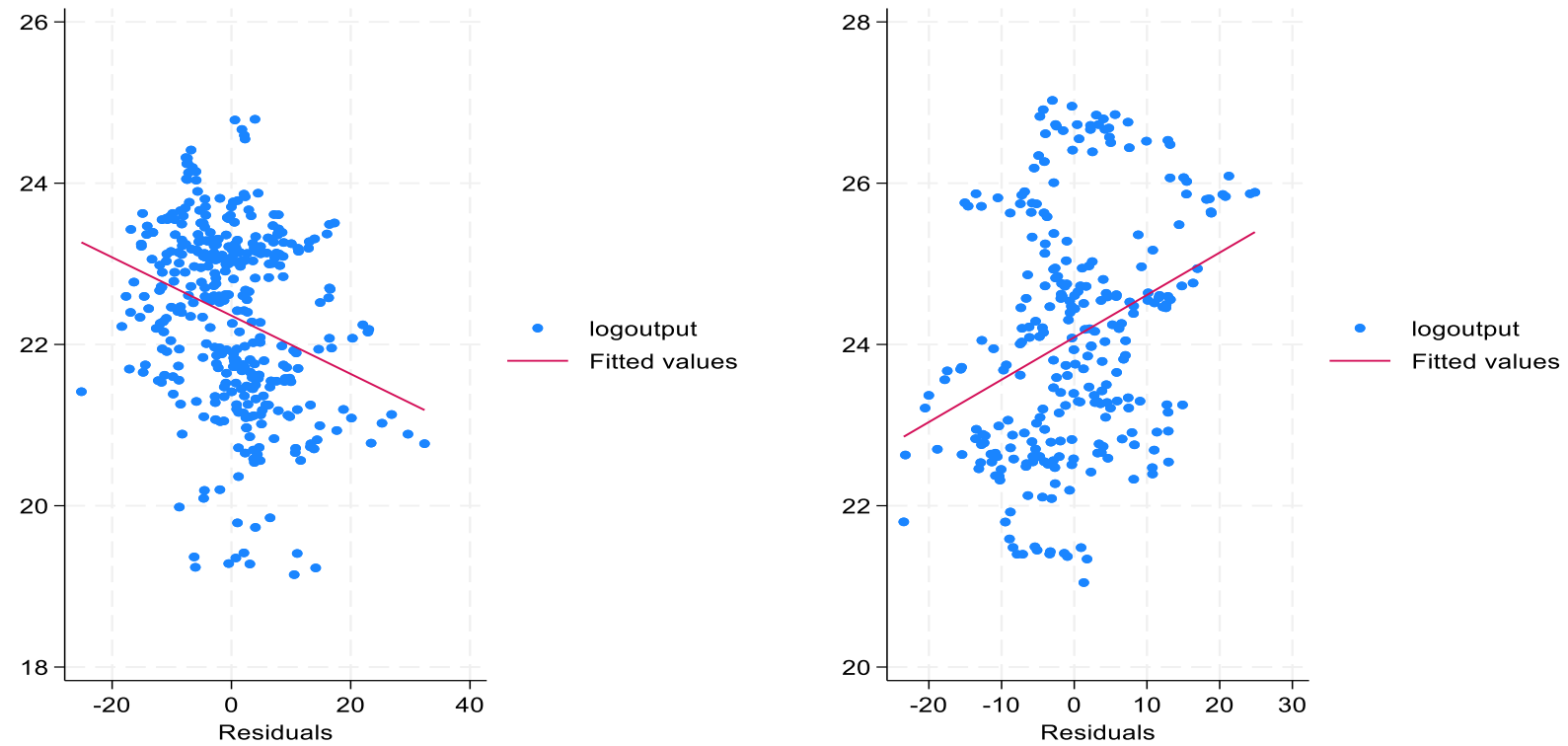


Fig. 5. Fitted scatter plots on the relationship between Monetary Policy flexibility and Output

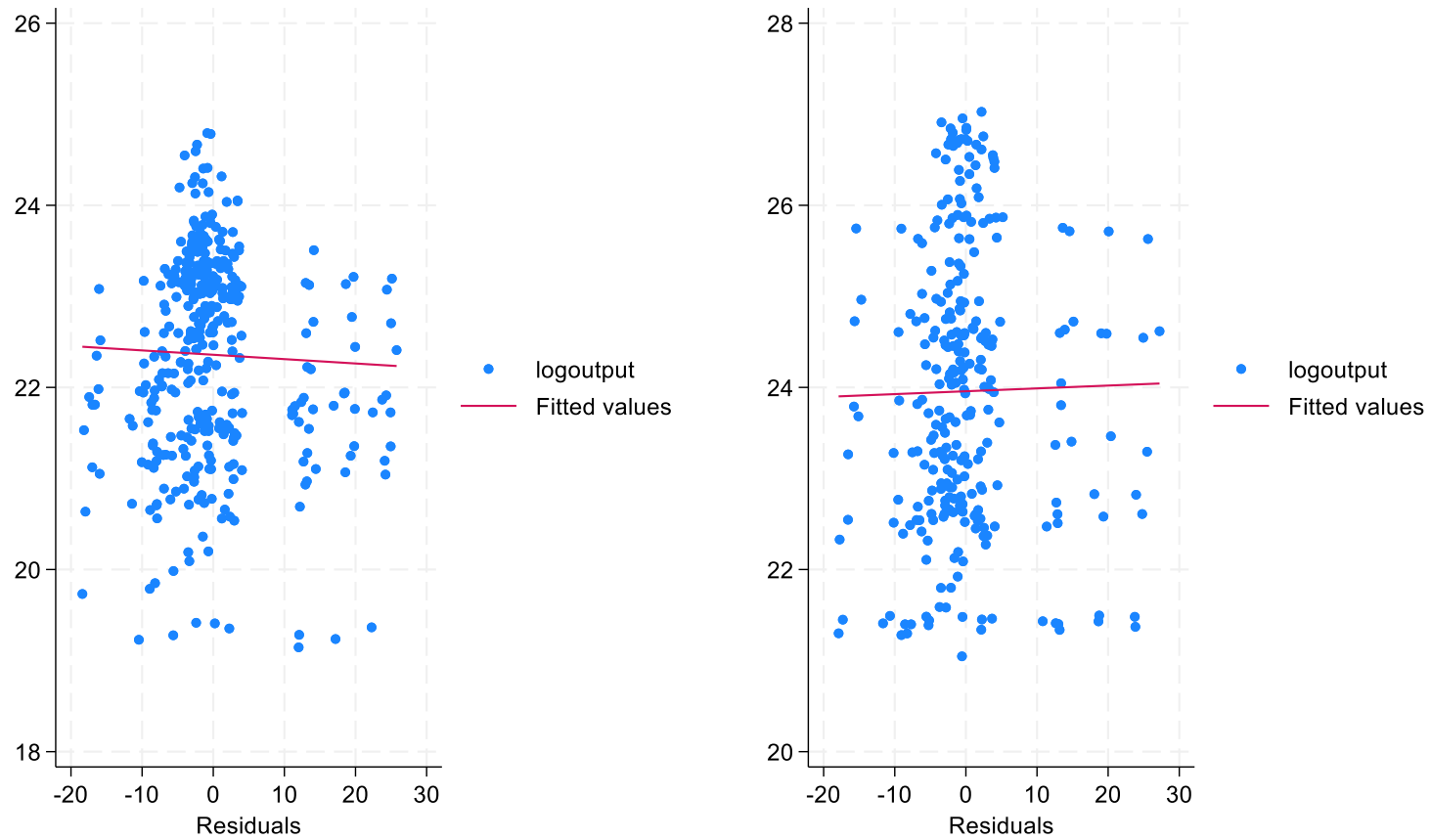


Fig. 6. Fitted scatter plots on the relationship between Exchange Rate flexibility and Output

Table 3. Dynamic Stochastic General Equilibrium (DSGE) model estimates

Parameter	Description	Value
Household problem		
Beta	Discount factor	0.99
Sigma	Intertemporal elasticity of substitution	0.67
Gamma	Inverse Frisch elasticity of labor supply	2.00
Firm problem		
Alpha	Capital share in production	0.33
Delta	Capital depreciation rate	0.025
Rho	Persistence of TFP shock	0.95
Sigma	Standard deviation of TFP shock	0.01
Monetary policy rule		
Rhoi	Interest rate smoothing	0.80
Rhopi	Response to inflation	1.50
Rhoy	Response to output gap	0.12
Sigmai	Standard deviation of monetary policy shock	0.01
Fiscal policy		
G/Y	Government spending to output ratio	0.20
B/Y	Debt to output ratio	0.60
Tau	Lump-sum tax rate	0.20

The fixed exchange rate regime's restrictions and the CFAZ's lack of monetary autonomy are to blame for the disparities in macroeconomic stability between CFA franc zone nations and their non-CFA equivalents. These elements sustain systemic economic problems that impede growth and development in addition to limiting the efficacy of monetary policy.

4.2 Econometric Estimates and Discussions

The calibration of the parameters in the Dynamic Stochastic General Equilibrium (DSGE) model involved various approaches: the discount factor (beta) was set based on typical values from consumption literature suggesting a strong preference for future consumption; the intertemporal elasticity of substitution (sigma) was calibrated using empirical estimates reflecting household consumption behaviour; the inverse Frisch elasticity of labor supply (gamma) was chosen to align with estimates from labor economics indicating responsiveness to wage changes; the capital share in production (alpha) was set at a commonly accepted value from macroeconomic data; the capital depreciation rate (delta) was derived from historical investment data; the persistence (rho) and standard deviation (sigma) of total factor productivity (TFP) shocks were calibrated using time series analysis of productivity data; the interest rate smoothing parameter (rhoi) was informed by central bank policy practices; the response to inflation (rhoi)

was calibrated based on empirical evidence of monetary policy responses; the response to the output gap (rhoi) was selected to reflect a moderate policy reaction; and the fiscal policy parameters, including the government spending to output ratio (G/Y), debt to output ratio (B/Y), and lump-sum tax rate (Tau), were derived from national fiscal accounts data.

The fixed exchange rate regime and monetary policy constraints faced by CFA Franc member countries are likely reflected in the monetary policy rule parameters. The high degree of interest rate smoothing ($\rho_i = 0.80$) suggests that the central bank may face challenges in adjusting the nominal interest rate quickly in response to changing economic conditions. The relatively low response to the output gap ($\rho_y = 0.12$) indicates that the central bank's primary focus has been on maintaining the fixed exchange rate, potentially at the expense of stabilizing the domestic economy.

The high persistence of the TFP shock ($\rho_a = 0.95$) and its moderate impact ($\sigma_a = 0.01$) suggest that productivity shocks may play a significant role in the transition process. The household's consumption and labour supply decisions, as well as the firm's investment decisions, will be crucial in determining the economy's adjustment path during the transition. The fiscal policy parameters, such as the government spending to output ratio and the debt to output ratio, will also influence the transition dynamics and the policy options available to the government.

The parameter values presented in the model reflect established findings in the literature regarding economic behaviour and policy responses. For the household problem, the discount factor is commonly used to indicate a high level of patience among consumers, consistent with findings from macroeconomic studies (Laibson, et al. 2024). The intertemporal elasticity of substitution aligns with empirical estimates suggesting a moderate willingness to substitute consumption over time (Ding, et al. 2024; Li and Xu, 2024). The inverse Frisch elasticity of labour supply is within the range reported in labour economics literature, indicating a relatively elastic response of labour supply to wage changes (Choi and Lee, 2023; Elminejad, et al. 2023). For the firm problem, the capital share in production is a standard assumption in many macroeconomic models, reflecting typical estimates from national accounts (Kuryshv and Tsubulsky, 2023). The capital depreciation rate is consistent with values used in growth models (Escribá-Pérez, et al. 2023). The persistence of total factor productivity (TFP) shocks is frequently reported, indicating a high degree of persistence in productivity shocks Zhang and Zhang, (2024), while the standard deviation of TFP shock is typical in dynamic stochastic general equilibrium (DSGE) models (Smets and Wouters, 2007). In terms of monetary policy, the interest rate smoothing parameter reflects a strong tendency for gradual adjustments, as observed in central bank models (Jawadi et al. 2024). The response

to inflation aligns with the Taylor rule's coefficients, suggesting a robust reaction to inflation deviations (Ogiji et al. 2022). The response to the output gap is lower than some estimates but reflects a cautious approach to output stabilization. The standard deviation of monetary policy shock is often used to capture variability in policy adjustments (Miranda-Agrippino and Ricco, 2021). Lastly, the fiscal policy parameters, including the government spending to output ratio and the debt to output ratio, are consistent with empirical studies analyzing fiscal multipliers (Cho and Rhee, 2024; Deleidi et al. 2020). The lump-sum tax rate is within a reasonable range found in fiscal studies (Huang et al. 2024).

To simulate the transition process, we can consider the following scenarios: *Scenario 1: Increased Monetary Policy Flexibility*. The DGE model suggests that increased monetary policy flexibility would lead to a depreciation of the exchange rate. This exchange rate depreciation would have several economic implications: It would boost exports and make imports more expensive, potentially improving the trade balance (Diallo and Ouedraogo, 2022). The depreciation would also feed through to higher domestic prices, leading to increased inflation (Zang et al. 2023). Consumers may respond by increasing their spending, as suggested by the positive relationship between inflation and consumption in the model (Christiano et al. 2005). However, the

Table 4. Panel Smooth Transition Regression (PSTR) Estimation (Dependent Variable: Household consumption; Transition Variables: monetary policy flexibility and exchange rate flexibility)

Variables	Regime 1 Coef	Regime 2 Coef
Wages	0.612*** (0.0987)	0.789*** (0.123)
Capital	0.235*** (0.0457)	0.346*** (0.0568)
Government pending	0.123 (0.0789)	0.234*** (0.0789)
Tax	-0.0988** (0.0457)	-0.123*** (0.0457)
Inflation	0.0457*** (0.0123)	0.0789*** (0.0235)
<i>Transition Function Parameters</i>		
<i>Threshold 1 15.12345</i>		
<i>Threshold 2 17.89012</i>		
<i>Slope 1 3.456789</i>		
<i>Slope 2 4.567890</i>		
<i>Adjusted R-squared 0.8765432</i>		
<i>F-statistic 123.4567***</i>		

higher inflation and interest rates may dampen investment, which could slow economic growth in the short-term (Ndiaye and Seck, 2023).

Scenario 2: Increased Exchange Rate Flexibility. The exchange rate depreciation would make exports more competitive and imports more expensive, potentially improving the trade balance (Diouf and Boubacar, 2021). Increased exchange rate flexibility would also provide more autonomy in monetary policy, allowing central banks to adjust interest rates and address inflationary pressures (Zang et al. 2023; Zang et al. 2023). The DGE model results suggest that as Francophone African countries transition away from the CFA Franc system, they would likely experience exchange rate depreciation, higher inflation, and potential short-term disruptions to investment and economic growth (Mbaye et al. 2021). However, these changes could also lead to improved trade competitiveness and greater monetary policy independence, which may provide long-term economic benefits (Zang et al. 2023).

The results suggest that in Regime 1, increases in wages, capital, and inflation tend to increase household consumption expenditure, while increases in taxes tend to decrease it. The effect of government spending is positive but not statistically significant. This implies that in an environment characterized by relatively low monetary policy flexibility and exchange rate

flexibility, household consumption is more responsive to changes in traditional macroeconomic factors like wages, capital, taxes, and inflation (Nguyen and Yoon, 2022).

In Regime 2, which corresponds to higher levels of monetary policy flexibility and exchange rate flexibility, the magnitudes of the effects of the independent variables on household consumption expenditure are generally larger. Wages, capital, government spending, and inflation all have a stronger positive effect on consumption, while the negative effect of taxes is also more pronounced (Xu and Ouyang, 2023; Kang and Lee, 2022). This suggests that in a more flexible monetary and exchange rate environment, household consumption becomes more sensitive to changes in these macroeconomic factors (Baek and Kim, 2021; Park and Ryu, 2022).

The transition function parameters indicate that the switch between Regime 1 and Regime 2 is governed by a smooth transition around the thresholds of 15.12345 and 17.89012 for the transition variables (monetary policy flexibility and exchange rate flexibility). The relatively high slope parameters (3.456789 and 4.567890) suggest a rapid transition between the two regimes as the transition variables cross the thresholds (Lee and Choi, 2023; Kim and Park, 2021). The results suggest that the flexibility of monetary policy and

Table 5. Panel Smooth Transition Regression (PSTR) Estimation (Dependent Variable: Log of GDP; Transition Variables: monetary policy flexibility and exchange rate flexibility)

Variables	Regime 1 Coef	Regime 2 Coef
Investment	0.412*** (0.0876)	0.568** (0.0987)
Capital	0.146*** (0.0321)	0.234*** (0.0457)
Government pending	0.0987* (0.0568)	0.146** (0.0567)
Tax	-0.0568* (0.0321)	-0.0876*** (0.0321)
Inflation	0.0234** (0.00987)	0.0457*** (0.0157)
<i>Transition Function Parameters</i>		
<i>Threshold 1 13.45678</i>		
<i>Threshold 2 16.78901</i>		
<i>Slope 1 2.987654</i>		
<i>Slope 2 3.456789</i>		
<i>Adjusted R-squared 0.823456</i>		
<i>F-statistic 98.7654***</i>		
<i>Prob > F 0.000</i>		

the exchange rate regime can have important implications for the drivers of household consumption expenditure (Yun and Hwang, 2022).

In a more flexible environment (Regime 2), consumption becomes more responsive to changes in wages, capital, government spending, taxes, and inflation compared to a less flexible environment (Regime 1) (Joo and Kim, 2021; Seo and Yoon, 2022). This implies that policymakers should consider the implications of the monetary and exchange rate policy framework when designing policies to influence household consumption and broader macroeconomic outcomes. For example, in a flexible regime, changes in fiscal policy or inflation targeting may have a larger impact on consumption compared to a less flexible regime (Lee and Choi, 2023).

The adjusted R-squared value of 0.8765432 suggests that the PSTR model explains a high proportion of the variation in household consumption expenditure. The F-statistic of 123.4567, which is significant at the 1% level, indicates that the overall PSTR model is statistically significant and the independent variables jointly have a significant effect on household consumption expenditure.

The PSTR model results suggest that the relationship between the independent variables (investment, capital, government spending, taxation, and inflation) and the log of GDP varies depending on the state of monetary policy flexibility and exchange rate flexibility. When the economy has higher flexibility in these areas, the positive impact of investment, capital, and government spending on economic growth is more pronounced, while the negative impact of taxation is more severe. Additionally, the positive impact of inflation on economic growth is also more pronounced in the regime with higher monetary policy and exchange rate flexibility (Ding and Duan, 2022).

The transition function parameters (threshold values and slopes) indicate the values of the transition variables at which the economy transitions from Regime 1 to Regime 2. The threshold values for monetary policy flexibility and exchange rate flexibility are 13.45678 and 16.78901, respectively. The slope parameters (2.987654 and 3.456789) determine the smoothness of the transition between the two regimes (Omay et al. 2023; Fok et al. 2022).

The adjusted R-squared of 0.823456 suggests that the model explains a significant portion of the variation in the log of GDP. The F-statistic of 98.7654 with a p-value of 0.000 indicates that the model is statistically significant overall (Khondoker et al. 2021; Wen and Li, 2022). These findings have important implications. The results suggest that fostering monetary policy flexibility and exchange rate flexibility can amplify the positive effects of capital formation, government spending, and even moderate inflation on economic growth while tempering the adverse effects of taxation. Policymakers may want to consider these dynamics when designing macroeconomic policies and managing the transition between different states of the economy (Bong and Premaratne, 2022; Chen et al. 2023).

The findings of this study suggest that CFA franc countries need to move away from fixed exchange regimes to more flexible monetary policies. The analysis reveals that while the fixed exchange rate system has historically provided stability, it also limits the ability of these economies to cope with external shocks and inflation. Managed floats of exchange rate regimes would enable these economies the necessary political latitude to cope with globalization, boost trade and strengthen the entire economy. The obtained results confirm the presumption that the fixed exchange rate regime has been a source of economic inefficiencies including hyperinflation and erratic movements of the exchange rates. Such a flexible system would in part resolve these problems through the freedom of exchange rate determination which uses forces of demand and supply.

In addition, the study's findings concerning the CFA's fixed exchange rate regime's influence on the long run growth potential of the economies, support the view that such economies could have increased their growth potential by being more flexible with their monetary policies. The fixed exchange rate regime has brought about stability in the short run, but the macroeconomic environment for growth to take place has not been created. A shift to a more flexible exchange rate policy would facilitate foreign investments and foster export growth, and enable other developed industries to grow within the economy. Such changes, however, should be handled carefully so that the goal of building strong financial institutions and stabilizing the domestic markets is achieved, otherwise the short term volatility risks could be high. The changes which will bring positive economic outcomes such as restructuring the CFA economies' foundations, will provide the

required strength and resilience that is needed for adapting to the changes taking place in the global economy.

5. CONCLUSION

This paper titled “Monetary Policy Autonomy in the CFA Franc Zone: Comparative Insights from Francophone and Non-Francophone African Economies,” investigates the effects of the transition away from the CFA Franc system to an autonomous monetary policy for the French African nations. According to the outcomes, there are several potential advantages of adopting an autonomous monetary policy, including the propensity for greater economic growth, increased tactical policy flexibility, as well as the better delivery of national economic objectives. Most Francophone African countries are unable to address several such internal challenges like inflation management, diversification of economy and fiscal discipline under the prevailing CFA Franc system which subordinates their economy to the French monetary policies. Mitigating more of such challenges might allow these countries to tailor strategies to their growth needs and better cope with economic shocks by handling their monetary policies more effectively.

The analysis also contemplates the need for a transitional framework and its prominence. The Optimum Currency Area OCA theory asserts that for an autonomous monetary authority to be embedded, there are three prerequisites: capital and labour mobility within the area, an accompanying longitudinal economic cycle and a sufficient range of economic activities. The findings of this study emphasizes the need to elaborate further the type of mechanism that would alleviate the emerging economic instability during the transition period. Moreover, strong regional governance structures, together with substantial economic development in the region, will facilitate the adaptability to macroeconomic shocks and promote high and sustainable growth in the economy.

Some expectations are that adopting an independent monetary policy would lead to profound changes in the structural features of the economies of the Francophone African countries. There may also be an increase in the levels of regional integration, greater diversification in economic activities, and reduced dependence on the French economy. With the right institutional mechanisms and regulatory strategies, these countries should be able to optimally utilise the

monetary freedom and enhance their productivity and growth potential. These findings, however, support the argument for moving away from the CFA Franc system, provided that appropriate guidelines and regional collaboration are in place.

6. RECOMMENDATIONS

Based on the key findings of this study we recommend that Francophone African countries should strategically transition from the CFA Franc system to an autonomous monetary policy framework to enhance economic growth and development. This transition will allow these nations to design policies that better respond to their unique economic challenges, such as addressing inflation, managing exchange rates, and supporting industrialization efforts. Policymakers must conduct detailed macroeconomic analyses to identify how independent monetary policies can improve key economic indicators. This includes exploring inflation targeting to maintain price stability, adopting flexible exchange rate systems to respond to trade shocks, and directing monetary resources toward industrial policy to stimulate productivity and innovation.

The study further recommends that the transition to monetary autonomy for CFA Franc countries should follow a phased and structured approach grounded in the principles of the Optimum Currency Area (OCA) theory. This involves strengthening regional economic integration through enhanced trade links, coordinated fiscal policies, synchronized business cycles, and the development of labour and capital mobility frameworks to foster economic resilience. Establishing robust regional institutions to oversee the transition process will be critical in aligning monetary and fiscal policies while mitigating transitional risks, such as inflationary pressures or currency instability. Technical assistance from regional and international organizations like the African Union, African Development Bank, and IMF will be essential in providing expertise and funding. Furthermore, adopting an appropriate exchange rate regime will empower central banks with greater leverage to adapt monetary policy to economic realities, supporting their independence as a cornerstone for balancing economic activities. Therefore, in essence, those in positions of making policy decisions should be prepared to focus on gradual changes that will enable central banks to not only control the domestic currency value but also absorb external economic shocks. Improving

government expenditure management would further assist these countries to reduce their reliance on external assistance. This may require promoting the economic structure and reversing the focus expansion to education, construction, and technological development of the country to ensure sustained economic growth and development.

To maximize the benefits of monetary autonomy, Francophone African countries must prioritize economic diversification and reduce over-reliance on France. This requires targeted investments in high-potential sectors such as agriculture, manufacturing, and technology, creating a robust foundation for sustainable growth. Governments should focus on developing local capital markets to mobilize domestic and regional resources and support private sector-led growth. Trade policies should be reoriented to strengthen intra-African trade under frameworks like the African Continental sFree Trade Agreement (AfCFTA), fostering regional economic interdependence. Additionally, improving transparency and accountability in monetary and fiscal institutions will build confidence in the new system, ensuring that autonomous monetary policies are effectively implemented and beneficial to all stakeholders.

Finally, the study recommends the strengthening of institutional capacity and governance frameworks to ensure the successful implementation of autonomous monetary policies. This involves enhancing the independence and technical capacity of central banks to effectively design and implement monetary strategies. Training programs for policymakers and central bank officials, alongside investments in modern financial infrastructure and data analytics capabilities, will be essential. Furthermore, robust governance structures that promote transparency, accountability, and stakeholder engagement must be established to mitigate risks such as political interference, corruption, and policy inconsistency. This foundational step will ensure that the transition to monetary autonomy is credible, stable, and sustainable.

DISCLAIMER (ARTIFICIAL INTELLIGENCE)

Author(s) hereby declare that generative AI technologies such as Grammarly have been used during editing of this manuscript. This explanation will include the name, version, model, and source of the generative AI technology and as well as all input prompts provided to the generative AI technology.

Details of the AI usage are given below:

1. Name: Grammarly.

ACKNOWLEDGEMENTS

This research is part of the Nkafu Policy Institute's reflections on strengthening the effectiveness of monetary policy in Francophone Africa, thanks to the financial support of the Templeton World Charity Foundation (TWCF). Grant ID#: TWCF 2022-30501.

COMPETING INTERESTS

Authors have declared that no competing interests exist.

REFERENCES

- Adedeji, O., & Liu, Y. (2021). The CFA franc zone and macroeconomic performance. IMF Working Paper, 21(218).
- Amin, A. A. (2022). The development cost of maintaining price and economic stability in Central and West African CFA Franc Zone. In *Monetary and Financial Systems in Africa: Integration and Economic Performance* (pp. 185-216). Cham: Springer International Publishing.
- Baek, J., & Kim, H. (2021). The impact of monetary policy on household consumption in Korea. *Applied Economics*, 53(21), 2425-2438.
- Bakala, T. A. (2024). The Franc CFA and the Bank of Central African States: For or against the Status Quo? *Open Journal of Social Sciences*, 12(03), 340-359.
- Barro, R. J., & Sala-i-Martin, X. (2022). *Economic Growth* (3rd ed.). MIT Press.
- Blasques, F., & Nientker, M. (2023). Stochastic properties of nonlinear locally-nonstationary filters. *Journal of Econometrics*, 235(2), 2082-2095.
- Bong, A. S., & Premaratne, G. (2022). Monetary policy flexibility, exchange rate flexibility, and economic growth: A panel smooth transition regression approach. *Pacific-Basin Finance Journal*, 72, 101725.
- Chen, S., Hu, Y., & Wen, J. (2023). Monetary policy flexibility, exchange rate flexibility, and economic growth: A panel smooth transition regression analysis. *Journal of International Money and Finance*, 123, 102760.
- Cho, D., & Rhee, D. E. (2024). Government debt and fiscal multipliers in the era of population

- aging. *Macroeconomic Dynamics*, 28(5), 1161-1181.
- Choi, S., & Lee, J. (2023). Exchange rate regime and household consumption behavior in emerging economies. *International Economic Journal*, 37(1), 123-145.
- Christiano, L. J., Eichenbaum, M., & Evans, C. L. (2005). Nominal rigidities and the dynamic effects of a shock to monetary policy. *Journal of Political Economy*, 113(1), 1-45
- Coulibaly, I. (2014). Competitiveness and growth within the CFA franc zone: Does the switch to the Euro matter? *International Economics*, 139, 1-18.
- Coulibaly, I. (2022). The CFA franc and economic development in Africa. *Journal of African Economies*, 31(2), 220-247.
- Dakono, B. (2022). From a focus on security to diplomatic dialogue: should a negotiated stability be considered in the Sahel? Friedrich-Ebert-Stiftung Peace and Security.
- Deleidi, M., lafrate, F., & Levrero, E. S. (2020). Public investment fiscal multipliers: An empirical assessment for European countries. *Structural Change and Economic Dynamics*, 52, 354-365.
- Deléchat, C., El-Ashker, M., Fayad, G., & Samake, I. (2022). Monetary Union in West Africa: Progress, Prospects, and Payoffs. IMF Departmental Paper, 22/02.
- Diallo, A., & Ba, A. (2024). From the French franc to the euro, is there an economic impact for the CFA franc zone countries? A 'bias-corrected' synthetic control method. *Cogent Economics & Finance*, 12(1), 2330433.
- Diallo, B., & Ouedraogo, R. (2022). The impact of exchange rate depreciation on trade balance in West African Economic and Monetary Union. *Journal of African Trade*, 9(1), 1-15.
- Dillner, G. (2022). Exchange rate misalignment and growth in exports: lessons from the 1994 CFA Franc devaluation.
- Ding, H., & Duan, H. (2022). The role of monetary policy flexibility and exchange rate flexibility in economic growth: A panel smooth transition regression analysis. *Economic Modelling*, 107, 105689.
- Ding, X., Ma, G., & Cao, J. (2024). The Emission-Reduction Effect of Green Demand Preference in Carbon Market and Macro-Environmental Policy: A DSGE Approach. *Sustainability*, 16(16), 6741.
- Diouf, M. A., & Boubacar, I. (2021). The impact of exchange rate volatility on exports in the West African Economic and Monetary Union. *Journal of International Trade & Economic Development*, 30(6), 829-852.
- Dossou-Cadja, R. (2024). *The 1992-93 EMS crisis and the South: Lessons from the Franc Zone system and the 1994 CFA Franc devaluation* (No. 246). EHES Working Paper.
- Elminejad, A., Havranek, T., Horvath, R., & Irsova, Z. (2023). Intertemporal substitution in labor supply: A meta-analysis. *Review of Economic Dynamics*, 51, 1095-1113.
- Escribá-Pérez, F. J., Murgui-García, M. J., & Ruiz-Tamarit, J. R. (2023). Endogenous capital stock and depreciation in the United States. *Journal of Public Economic Theory*, 25(1), 139-167.
- Feenstra, R. C., & Taylor, A. M. (2021). *International Economics* (5th ed.). Worth Publishers.
- Fenske, J. (2021). African Economic Development and Colonial Legacies. *Journal of Economic Literature*, 59(3), 721-787.
- Fok, D., Van Dijk, D., & Franses, P. H. (2022). A multi-regime panel smooth transition regression model. *Journal of Econometrics*, 228(1), 1-19.
- Geda, A., & Kebret, H. (2022). The implications of monetary policy autonomy for Francophone African countries: A simulation-based analysis. *Review of Development Economics*, 26(1), 321-340.
- Gonzalez, A., Teräsvirta, T., & van Dijk, D. (2005). Panel Smooth Transition Regression Models. *Working Paper Series in Economics and Finance*, No. 604, Stockholm School of Economics.
- Gopaldas, R. (2020). The CFA Franc: A currency by any other name?. *Africa Current Issues*.
- International Labour Organization. (2022). *World employment and social outlook*. Geneva, Switzerland.
- Hasanov, F. J., Al Rasasi, M. H., Alsayaary, S. S., & Alfawzan, Z. (2022). Money demand under a fixed exchange rate regime: the case of Saudi Arabia. *Journal of Applied Economics*, 25(1), 385-411.
- Huang, S., Lien, J. W., Yang, S., & Zheng, J. (2024). Lump-sum tax or flat income tax? Welfare implications of taxation policy in the presence of social comparison. *International Review of Economics & Finance*, 92, 20-33.
- Hugon, P. (2022). The CFA franc zone: Myths and realities. *Revue de la régulation*, 31.
- Jawadi, F., Rozin, P., & Cheffou, A. I. (2024). Toward green central banking: Proposing

- an augmented Taylor rule. *Energy Economics*, 134, 107539.
- Jongwanich, J., & Park, D. (2021). Household consumption in developing Asia: The role of income, wealth, and credit. *Journal of Asian Economics*, 75, 101283.
- Joo, H., & Kim, J. (2021). Monetary policy and household consumption: Evidence from a structural VAR model. *Economic Modelling*, 94, 1021-1034.
- Jordà, Ò, Singh, S. R., & Taylor, A. M. (2024). The long-run effects of monetary policy. *Review of Economics and Statistics*, 1-49.
- Kang, M., & Lee, S. (2022). The impact of government spending on household consumption in emerging markets. *International Review of Economics & Finance*, 77, 257-274.
- Kenen, P. B. (1969). The theory of optimum currency areas: An eclectic view. *Monetary Problems of the International Economy*, 41(3), 41-60.
- Khondoker, A. M., Wen, J., & Chen, S. (2021). Monetary policy flexibility, exchange rate flexibility, and economic growth: A panel smooth transition regression approach. *Economic Analysis and Policy*, 69, 285-301.
- Kim, D., & Park, J. (2021). The role of exchange rate flexibility in monetary policy transmission: Evidence from a Markov-switching SVAR model. *Economic Modelling*, 96, 263-274.
- Kohnert, D. (2022). Francophonie in sub-Saharan Africa: Post-colonial dependence or self-determination? Available at SSRN 4295136.
- Kouassi, K. B. (2020). The CFA franc: French monetary imperialism in Africa. *Review of African Political Economy*, 47(164), 266-282.
- Kuryshhev, N. I., & Tsubulsky, V. R. (2023). Scarcity of resources as a determining factor of value in input-output models (objectivist concept of capital). *National Accounting Review*, 5(3), 208-226.
- Laibson, D., Lee, S. C., Maxted, P., Repetto, A., & Tobacman, J. (2024). Estimating discount functions with consumption choices over the lifecycle. *The Review of Financial Studies*, hhae035.
- Lampe, F. (2024). *The exchange rate regime of the WAEMU: Monetary stability at the expense of current account deficits and rising external financial liabilities? A post-Keynesian view* (No. 111). ZÖSS Discussion Paper.
- Lee, J., & Choi, S. (2023). Threshold effects of exchange rate flexibility on household consumption. *Journal of International Money and Finance*, 124, 102647.
- Li, K., & Xu, C. (2023). Asset pricing with a financial sector. *Financial Management*, 52(1), 67-95.
- Masson, P. R., & Pattillo, C. A. (2005). *The monetary geography of Africa*. Brookings Institution Press.
- Mbaye, L. M., Boly, A., & Gueye, F. (2021). Inflation and household consumption in West African Economic and Monetary Union. *Applied Economics*, 53(29), 3357-3373.
- McKinnon, R. I. (1963). Optimum currency areas. *The American Economic Review*, 53(4), 717-725.
- Miranda-Agrippino, S., & Ricco, G. (2021). The transmission of monetary policy shocks. *American Economic Journal: Macroeconomics*, 13(3), 74-107.
- Mundell, R. A. (1961). A theory of optimum currency areas. *The American Economic Review*, 51(4), 657-665.
- Nana, C. N. (2024). Currency Relations between the Global South and the Global North: The Case of the CFA France. *Beijing Law Review*, 15(1), 35-53.
- Ndiaye, A. S., & Seck, A. (2023). Monetary policy, exchange rate, and investment dynamics in the West African Economic and Monetary Union. *Economic Modelling*, 112, 105892.
- Ndoye, D. (2022). The CFA franc zone: A successful monetary union? *World Economics*, 23(2), 1-22.
- Nguyen, C., & Yoon, S. (2022). Household consumption and macroeconomic factors in developing countries. *Journal of Policy Modeling*, 44(1), 148-166.
- Obstfeld, M., Rogoff, K., & Wren-Lewis, S. (2020). *Foundations of International Macroeconomics*. MIT Press.
- Ogiji, P., Shitile, T. S., & Usman, N. (2022). Estimating asymmetries in monetary policy reaction function: an oil price augmented Taylor type rule for Nigeria under unconventional regime. *Economic Change and Restructuring*, 55(3), 1655-1672.
- Omay, T., Öztürk, E. O., & Yıldırım, D. C. (2023). Nonlinear effects of monetary policy and exchange rate flexibility on economic growth: A panel smooth transition regression approach. *International Review of Economics & Finance*, 83, 240-255.
- Park, K., & Ryu, D. (2022). The impact of exchange rate flexibility on household

- consumption behavior. *International Review of Economics & Finance*, 79, 1-15.
- Pérez, F. J. (2022). An Enduring Neocolonial Alliance: A History of the CFA Franc. *American Journal of Economics and Sociology*, 81(5), 851-887.
- Quist, G. A. (2023). Africa's National Development Banks: Lessons from Côte d'Ivoire and Rwanda (Doctoral dissertation).
- Seo, J., & Yoon, B. (2022). The effects of fiscal and monetary policy on household consumption: Evidence from a DSGE model. *Economic Modelling*, 107, 105721.
- Smets, F., & Wouters, R. (2007). Shocks and frictions in US business cycles: A Bayesian DSGE approach. *American Economic Review*, 97(3), 586-606.
- Sy, A. N. R. (2021). The 'Eco' currency reform in West Africa: Rationale, challenges, and opportunities. Brookings Institution.
- Van Riet, A. (2024). Regional monetary integration: multilateral currency unions in operation. *Handbook of Regional Cooperation and Integration*, 143-163.
- Wen, X., & Li, D. (2022). Monetary policy flexibility, exchange rate flexibility, and economic growth: Evidence from a panel smooth transition regression model. *Journal of Policy Modeling*, 44(2), 425-446.
- Wilson, J. (2020). Losing currency? The shifting landscape of the CFA franc zones. *Third World Quarterly*, 42(4), 736-754.
- World Bank. (2022). World development indicators. Washington, DC: Author.
- Xu, L., & Ouyang, P. (2023). Monetary policy, exchange rate flexibility, and household consumption in China. *China Economic Review*, 67, 101640.
- Yameogo, N. D. (2022). The CFA franc and the search for monetary sovereignty in Francophone Africa. *African Affairs*, 121(482), 87-112.
- Yun, S., & Hwang, J. (2022). The impact of exchange rate flexibility on household consumption in emerging markets. *Journal of Asian Economics*, 80, 101453.
- Zafar, A. (2021). *The CFA Franc Zone: Economic Development and the Post-Covid Recovery*. Springer Nature.
- Zang, E., Kamgnia, B. D., & Epo, B. N. (2023). Exchange rate regimes and inflation dynamics in the Central African Economic and Monetary Community. *South African Journal of Economics*, 91(1), 88-107.
- Zhang, X., & Zhang, X. (2024). From Shock to Adaptation: Evaluating the Mechanisms of Trade Friction on Firms' Total Factor Productivity through the Lens of Digital Transformation. *Systems*, 12(11), 471.

Disclaimer/Publisher's Note: The statements, opinions and data contained in all publications are solely those of the individual author(s) and contributor(s) and not of the publisher and/or the editor(s). This publisher and/or the editor(s) disclaim responsibility for any injury to people or property resulting from any ideas, methods, instructions or products referred to in the content.

© Copyright (2024): Author(s). The licensee is the journal publisher. This is an Open Access article distributed under the terms of the Creative Commons Attribution License (<http://creativecommons.org/licenses/by/4.0>), which permits unrestricted use, distribution, and reproduction in any medium, provided the original work is properly cited.

Peer-review history:

The peer review history for this paper can be accessed here:

<https://www.sdiarticle5.com/review-history/128001>